

**Type** : 3EL112M6B-PD-A0-000**Date** : 01.01.2023

Power [kW]	: 2.20	Efficiency Class	: IE3
Input Voltage [V]	: 400	Duty Cycle	: S1
Connection Type [Δ / Y]	: Y	Service Factor	: 1.20
Frequency [Hz]	: 50	Frame Size	: 112M
Pole Number	: 6	Weight [kg]	: 29.6
Nominal Speed [rpm]	: 960	Insulation Class	: F [155°C]
Nominal Current [A]	: 4.95	Temperature Rise	: B [80°K]
Nominal Moment [Nm]	: 21.9	Protection Class	: IP55
Nominal Efficiency [η]	: 84.3	Vibration Severity Grade	: A
Power Factor [cosφ]	: 0.76	Method of Cooling	: IC411 (TEFC)
Locked Rotor Current [Ia/In]	: 5.5	Direction of Rotation	: Bidirectional
Locked Rotor Torque [Ma/Mn]	: 2.2	Balance	: Half Key
Breakdown Torque [Mk/Mn]	: 3.0	Motor Thermal Protection	: --
Motor Color	: RAL 7031	Altitude Above Sea Level	: 1000m
Ambient Temperature	: -15°C / +40°C	Sound Pressure Level [dBA]	: 56

**ELECTRICAL DATA**

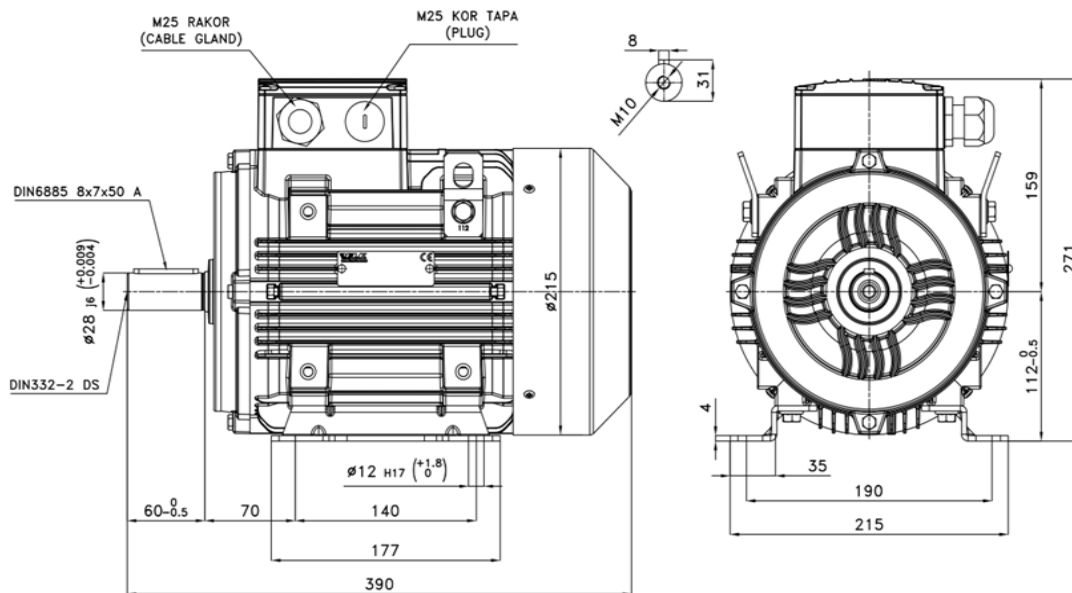
Δ / Y	U [V]	f [Hz]	P [kW]	n [rpm]	I [A]	η [%100]	η [%75]	η [%50]	Cosφ	Cl
Δ	230	50	2.20	960	8.57	84.3	84.5	83.5	0.76	IE3
Y	400	50	2.20	960	4.95	84.3	84.5	83.5	0.76	IE3

**MECHANICAL DATA**

Moment of Inertia [kgm <sup>2</sup> ]	: 0.01319
Bearing [DS / NS]	: 6206ZZ / 6206ZZ
Frame Material	: Aluminum
Flange Type / Material	: B3 / Aluminum
Cooling Fan Material	: Plastic
End Shield Material	: Aluminum

**TERMINAL BOX**

Terminal Box Material	: Aluminum
Terminal Box Position	: Top
Terminal Box Cable Entry	: M25x1.5
Terminal Box Blind Cap	: M25x1.5
Contact Screw Thread	: M5

**MECHANICAL DIMENSIONS**

Manufactured and tested in accordance with IEC 60034

\*Technical data are subject to change! There may be discrepancies between calculated and rating plate values.

\*ELK Motor has right to change all the data without prior notice.

FR.AG.010 REV.NO: 04 REV.DATE: 01.01.2023



ELK MOTOR SAN. ve TİC. A.Ş.  
www.elkmotor.com.tr  
+90 (282) 726 92 94

## TECHNICAL DATASHEET ACCORDING TO COMMISSION REGULATION (EU) 2019/1781 THREE PHASE INDUCTION MOTOR - SQUIRREL CAGE

Type : 3EL112M6B-PD-A0-000

Date : 01.01.2023

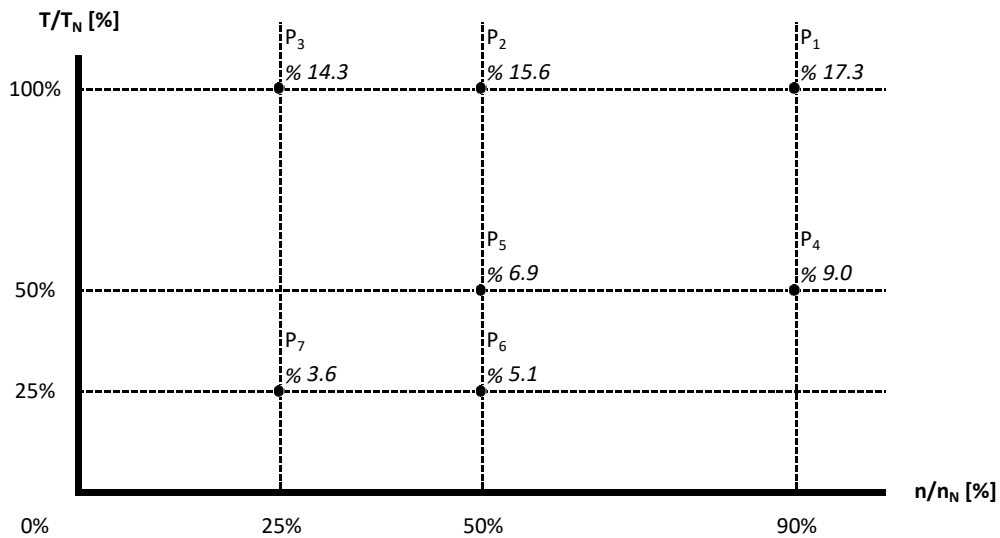
### NAMEPLATE DATA

Power [kW]	: 2.20	Nominal Speed [rpm]	: 960
Nominal Voltage [V]	: 400	Nominal Current [A]	: 4.95
Connection Type [ $\Delta$ / Y]	: Y	Nominal Moment [Nm]	: 21.9
Nominal Frequency [Hz]	: 50	Nominal Efficiency [ $\eta$ %]	: 84.3

### THE POWER LOSSES AT SEVEN OPERATING POINTS ACCORDING TO COMMISSION REGULATION (EU) 2019/1781

Operating Point Number	Speed $n/n_N$ [%]	Torque $T/T_N$ [%]	Relative Power Losses $P_L/P_N$ [%]	Efficiency $\eta$ [%]
P <sub>1</sub>	90	100	17.3	83.9
P <sub>2</sub>	50	100	15.6	76.3
P <sub>3</sub>	25	100	14.3	63.7
P <sub>4</sub>	90	50	9.0	83.4
P <sub>5</sub>	50	50	6.9	78.4
P <sub>6</sub>	50	25	5.1	70.9
P <sub>7</sub>	25	25	3.6	63.3

### MAP OF RELATIVE POWER LOSSES $P_L/P_N$ [%]



Manufactured and tested in accordance with IEC 60034

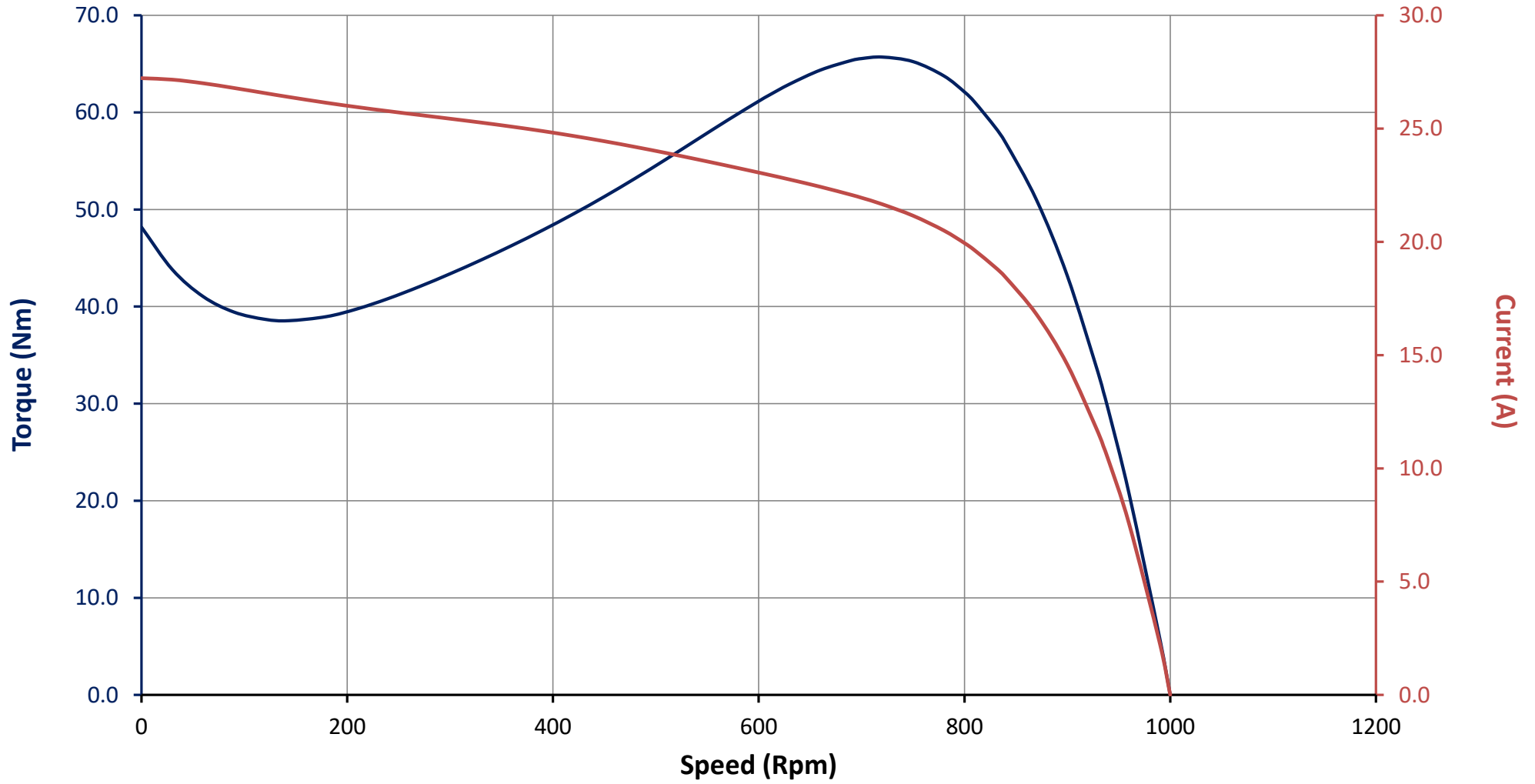
FR.AG.010 REV.NO: 04 REV.DATE: 01.01.2023

\*Technical data are subject to change! There may be discrepancies between calculated and rating plate values.

\*ELK Motor has right to change all the data without prior notice.

Motor Code : 3EL112M6B-PD-A0-000

Torque and Current Curves Related to Speed



Motor Code : 3EL112M6B-PD-A0-000

### Performance Curves Related to Rated Output

